



## IF YOU DISCOVER A FIRE OR SMOKE CONDITION: **RACE**

- **Rescue** any person in immediate danger, if possible.
- **Alarm** - pull the fire alarm to alert everyone.
- **Confine** the fire by closing all doors, where possible. Turn off electric and gas equipment, if possible.
- **Evacuate** using the nearest stair exit. Follow the exit signs.
- **Extinguish a small fire** (e.g., trash-can size fire) using a fire extinguisher, if trained and if it is safe.
- **Report by dialing 7-7777 (856-757-7777):** (1) **ALL Fire or Smoke Incidents**, from a safe location, (2) Any discharged fire extinguishers and (3) Any important first-hand information.



## IF YOU HEAR or SEE A FIRE ALARM SIGNAL or ANNOUNCEMENT:

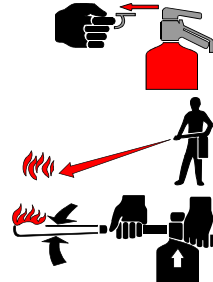






- **Evacuate.** Follow the specific procedure for your building and any department-specific procedure.
- **Follow instructions** of your Fire Wardens and Buddies.
- Follow the EXIT signs. **Use Stairs.** Do Not Use Elevators. Walk at a normal pace.
- **Wait outside** in DESIGNATED ASSEMBLY AREAS at least 50 feet away from the building: The two Assembly Areas are: \_\_\_\_\_.
- **RE-ENTER the building only after the UMDNJ Public Safety has announced "ALL CLEAR."**
- Perform your assigned responsibilities, if you are following a 'SHELTER-IN-PLACE' strategy.

## PROCEDURE FOR PEOPLE WITH DISABILITIES (PWD)

- *All occupants:* **REPORT the presence of any PWD** in the building to the responding fire department.
- *Designated buddies:*
  1. **Guide or assist** in positioning the PWD to a designated safe waiting area (SWA), preferably near the stairwell or elevator lobby.
  2. **Do not carry or lift** the PWD! Exercise caution to avoid falls and trips while assisting the PWD.
  3. **Take position on one side of the hallway near the stair door** and wait. Enter the stairwell only if the designated SWA is in the stairwell landing, or if there is an immediate danger in the hallway.
  4. **Share any phone numbers** for emergency communication, if necessary. Check phones for reception in the SWA. Know other areas in the building with good phone signal reception.
  5. **Buddy #1: Report exact location and number of PWD waiting in the building to the responding fire department.** Be available to provide any relevant information.
  6. **Buddy #2: Accompany the PWD, assist in safe re-location and communication,** as necessary. *Note: If fire or smoke poses danger in the stairwell landing, evacuate and report this situation to the emergency responders.*
  7. Do not evacuate the PWD vertically unless the person is able to ambulate.
  8. Do not use the elevators unless helped by the fire department.
  9. You may also **call campus emergency number (7-7777)** to report any PWD in the building.
  10. Stay in touch with the PWD or your other buddy periodically, if phone contact is available.



## REMEMBER Fire Extinguisher **P.A.S.S.** Word and **ABC** fire types:

<b>P</b> ull the Pin		Class <b>A</b> : Wood, Paper, Plastic	 
<b>A</b> im at the base of the fire		Class <b>B</b> : Oil, Grease, Flammables	 
<b>S</b> queeze the handle <b>S</b> weep Side-To-Side		Class <b>C</b> : Electrical	 

*Your Life Safety First & Always!*

**FIRE is FAST. FIRE is HOT. FIRE is DARK. FIRE is RUTHLESS.**