



Fire Emergency Procedure: Power Plant, Newark

IF YOU DISCOVER A FIRE OR SMOKE CONDITION: **RACE**

- **R**escue any person in immediate danger, if possible.
- **A**larm - pull the fire alarm to alert everyone.
- **C**onfine the fire by closing all doors, where possible. Turn off electric and gas equipment, if possible.
- **E**vacuate using the nearest stair exit. Follow the exit signs.
- **E**xtinguish a small fire (e.g., trash-can size fire) using a fire extinguisher, if trained.
- **R**eport ALL Fire or Smoke Incidents to: (1) **Dial 2-4490** from a safe location; (2) Shift Engineer at ext: **2-5400**; (3) All inside the Power Plant by using hand-held radio and (4) Those on PP Emergency Contact List (located in Cogen Control Room / Main Office).
- **R**eport any discharged fire extinguishers and any important first-hand information to **2-4490**



IF YOU HEAR or SEE A FIRE ALARM SIGNAL or ANNOUNCEMENT:

- Stop work and Follow your equipment powering off emergency procedure, if necessary, in accordance with the Power Plant's Emergency Shutdown Plan.
- Turn off fuel and pressurized equipment, if required and if it can be done safely, as directed by the Supervisor or the Operating Engineer on duty.
- Evacuate the Plant. Ensure that all contractors' personnel are evacuated to safety in case of fire alarm.
- Pay attention to announcements on the hand-held radio as well as on Power Plant intercom.
- Wait outside in the designated Assembly Areas, at least 50 feet or more away from the building, until "All Clear" is announced. Designated Assembly Areas: (a) Front entrance Assembly Area: Near Norfolk Garage wall towards George Smith Library and (b) Rear (S. Orange side) Assembly Area: Near the rear gate of the open lot.
- All evacuees, including those evacuating from the back of the Cogen Electric Gate, shall report to the Plant Front Area.
- Once evacuated, stay in touch with those in the Front Assembly Area every 2 minutes until actually arriving there.

PROCEDURE FOR PEOPLE WITH DISABILITIES (PWD)

- *All occupants:* REPORT the presence of any PWD with exact location in the building to the responding Fire Department. Assist any PWD to relocate to a designated safe waiting area (SWA), preferably near the stairwell if cannot be evacuated. Do not carry or lift the PWD! Exercise caution to avoid falls and trips.
- **R**eport any PWD in the building to **2-4490**. If possible, share phone numbers for emergency communication.

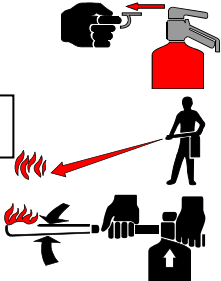








THE LEAD ENGINEER SHALL:

- Adequately communicate this procedure with all Power Plant staff and contractor's personnel.
- Ensure that all contractors' personnel fully comply with this emergency procedure.
- Ensure that all PWDs have been notified of the evacuation procedure, including how exactly they will be helped.
- Provide all incident information to the Fire Department and other outside responding agencies during all emergencies.

ONCE 'ALL CLEAR' IS ANNOUNCED, Plant Staff shall check to ensure safe operation of all systems / equipment.

REMEMBER Fire Extinguisher **P.A.S.S.** Word and **ABC** fire types:

P ull the Pin		Class A : Wood, Paper, Plastic	 
A im at the base of the fire		Class B : Oil, Grease, Flammables	 
S queeze the handle S weep Side-To-Side		Class C : Electrical	 

Your Life Safety First & Always!

FIRE is FAST. FIRE is HOT. FIRE is DARK. FIRE is RUTHLESS.

ENVIRONMENTAL AND OCCUPATIONAL HEALTH AND SAFETY SERVICES (EOHSS): 2-4812