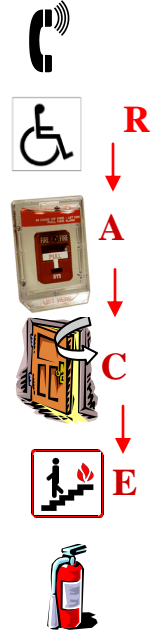


FIRE EMERGENCY RESPONSE

REPORT ALL FIRE OR SMOKE INCIDENTS DIAL 5-4000



IF YOU DISCOVER A FIRE OR SMOKE CONDITION: **RACE**

- ▶ **Rescue** any person in immediate danger.
- ▶ **Alarm** - pull the fire alarm to alert everyone.
- ▶ **Confine** the fire by closing all doors, where possible. Turn off electric and gas equipment in your area as you evacuate, if possible.
- ▶ **Evacuate** using the nearest stair exit. Follow the exit signs.
- ▶ **Extinguish** a small fire using a fire extinguisher, if trained.
- ▶ **Report ALL Fire Or Smoke Incidents: Dial 5-4000** from a safe location.
- ▶ **Report** any discharged fire extinguishers and any important first-hand information.

IF YOU HEAR or SEE A FIRE ALARM SIGNAL or ANNOUNCEMENT:

- ▶ Follow the emergency procedure for your building and area, if any.
- ▶ Follow the announcements on the public address system OR instructions of your area Fire Wardens and Buddies.
- ▶ Follow your department-specific procedure, if any. Pay attention to any instructions and be prepared to evacuate if you have stayed in.
- ▶ Follow the EXIT signs. Use Stairs. Do Not Use Elevators. Walk at a normal pace.
- ▶ Wait outside in DESIGNATED ASSEMBLY AREAS at least 50 feet or more away from the building.
- ▶ RE-ENTER the building only after the UMDNJ Public Safety has announced "ALL CLEAR."

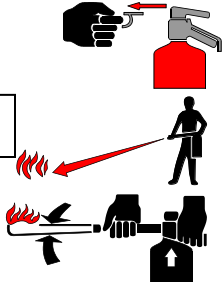





PROCEDURE FOR PEOPLE WITH DISABILITIES (PWD)

Note: Each Department is REQUIRED to complete the "Emergency Evacuation Procedures for People with Disabilities" form to develop their specific evacuation strategy (contact EOHSS for more information).

- ▶ **All occupants:** REPORT the presence of any person with a disability in the building to the Fire Department.
- ▶ **Designated buddies:** Guide or assist (do not lift!) the PWD to a safe waiting area (in most cases, one side of the corridor by the nearest stairwell or elevator lobby). Stay in this area *unless* there is an immediate danger.
- ▶ **Buddy #1:** REPORT the location of the PWD to the Fire Department or other emergency responders, and be available to provide any relevant information. You may also call 5-4000 to report this information.
- ▶ **Buddy #2:** Always accompany the PWD while waiting for help by the stairwell. If there is an immediate danger, move into the stairwell and wait there. Keep stair doors closed.
- ▶ Do not evacuate vertically unless the PWD is able to ambulate.
- ▶ Do not use the elevators unless helped by the Fire Department.

REMEMBER Fire Extinguisher P.A.S.S. Word and ABC fire types:

P ull the Pin		Class A : Wood, Paper, Plastic	 ▲
A im at the base of the fire		Class B : Oil, Grease, Flammables	 ■
S queeze the handle S weep Side-To-Side		Class C : Electrical	 ●